



1st Toongabbie Cub Unit

Weekly Challenge List **WEEK 7**



Oo's Challenge

A Uniform to be proud of!

This week check out your uniform shirt. Look in your pockets for any badge you may have that isn't sewn on.

Have a go at sewing it on, or fixing up any which are coming loose. There is a chart on the next page to show you where they all go.

There will be points given for our Patrol competition when we return for uniforms that are all up to date.




Kookaburra's Challenge

An Urban Expedition

Take your family or friends on a "family walk about".

Use the map you have made, pack a day pack with your first aid kit in it, snacks, or lunch or trail mix with a bottle of water - Decide on how long the Urban hike is. Take pic as you go.

You can split it over 2 weekends. ie 1 hour on Saturday then another 1 hour on the following Saturday. You choose the days. Have fun with it. Singing a song or look for teddy bears in windows of people's home. Let's see where you end up!! Post your journey on Facebook or send us pics. If you need help please email us. We are here to help you.



Chil's Challenge

The main points of the Compass

Choose a short journey you do often, perhaps your walk to a park or the route to school, the postbox or the shops.

Find a map (google, street directory etc) Describe the directions to get there.

For example: Walk east down Rausch Street to Chanel St, Turn north and follow the road to the park entrance, Turn north into the park and walk west on the Shared pathway following it to Fitzwilliam Rd. Turn east and walk to the Bus Stop, etc

You can describe a journey from the map you made in Kookaburra's challenge if you like.



Nushka's Challenge

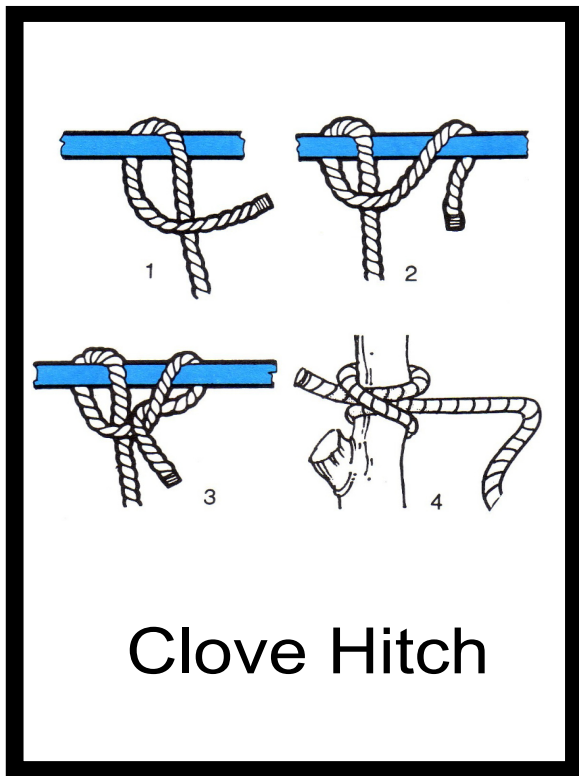
Knotting Part 2

This week learn to tie a CLOVE HITCH

If you want to go further, make something at home using a clove hitch to start your construction.

We will look at this at our Zoom meeting on Monday.

I have attached instructions but you can see how its done on this website: www.animatedknots.com

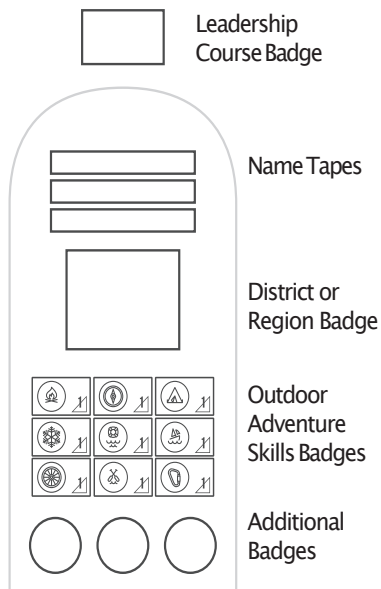


A clove hitch is used to connect a small line to a larger rope or spar at right angles or for a two way guy during erection of poles and to fasten a rope to a spar while under strain. Also starts a square lashing.

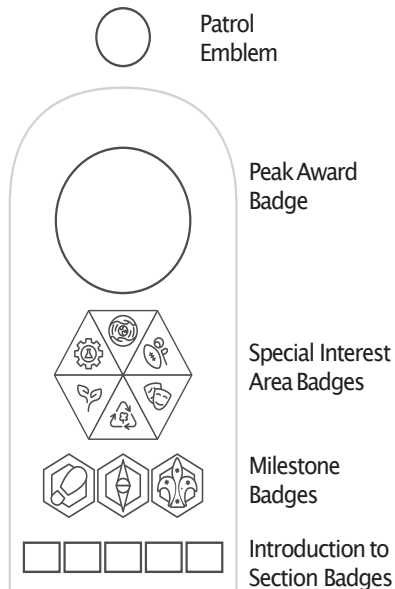
The clove hitch can also be made by forming two loops and slipping over the spar.

Uniform and Badge Layout

Right Sleeve



Left Sleeve



Chest

