

1st Toongabbie Cub Unit

Weekly Challenge List **WEEK 4**



Oo's Challenge

Letters to Seniors in Oo's Care Home

Make a card or write to one of my residents. Perhaps talk about what they did at home for ANZAC day, include a photo.

I need to link you up by you tell me you want to do it. I will give you a Resident's name who has said they would love a letter.

From there, you can snail mail, or email me their letter. I don't mind if it is handwritten, typed or even video.

Email
sara.manley@nsw.scouts.com.au



Kookaburra's Challenge

First Aid Challenge

Put together a small personal First Aid Kit to take on activities. Consider what wounds/injuries you might need to treat.

Report on 5 different snakes that you may come across on a hike.

[www.facebook.com/
AustralianReptilePark/](http://www.facebook.com/AustralianReptilePark/)

Scroll through to see live venomous snake milking and how to identify snakes



Chil's Challenge

International Culture

1) Choose a country and find out the names of 5 ancient cultures and the areas they live/lived in.

2) Draw a map showing this and the flag of your chosen country. Be creative with this.

You can create a poster or go digital with this, use your imagination



Nushka's Challenge

Knotting challenge


Learn a new knot and find out what it is used for. Practise it over and over every day for the week.

If you don't know any knots start with a shoelace.

If you can tie that, try a reef knot (square knot), or a bowline, or a clove hitch, or a sheet bend.

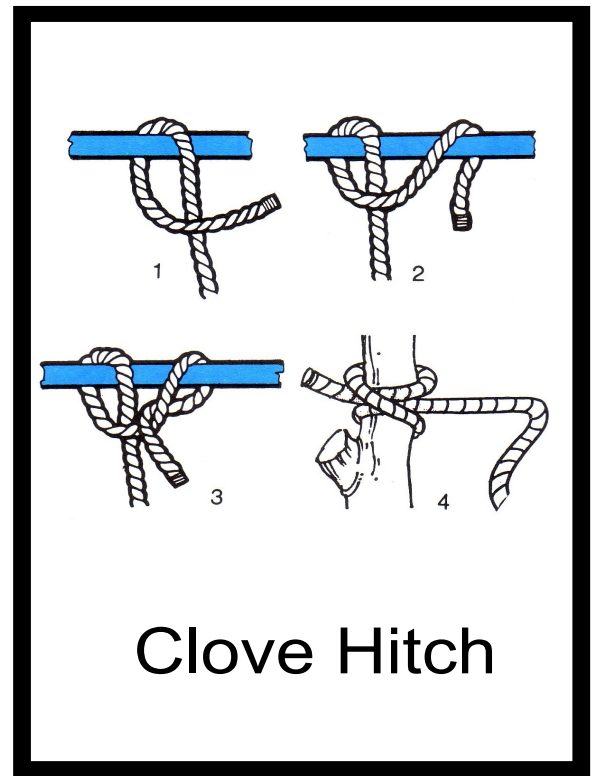
I have attached instructions but you can see how its done on this website:

www.animatedknots.com




With one end in each hand take left over right, and turn, then right over left and turn.

Used to join two lengths of medium size dry rope of equal size. The reef knot is ideal for tying parcels, holding rolled brailings of a tent and for bandages because the knot is flat when tied.




A clove hitch is used to connect a small line to a larger rope or spar at right angles or for a two way guy during erection of poles and to fasten a rope to a spar while under strain. Also starts a square lashing.

The clove hitch can also be made by forming two loops and slipping over the spar.



The sheet bend is used in place of a reef knot where greater safety from slipping is required or the ropes differ in size. The knot is not easily undone.

It is often used to attach a rope to an eye splice or to the eye of a pulley rope.



The rabbit comes out of the hole around the tree and then back down his hole.

The bowline is used to provide a loop in the end of a rope for a sling etc. Its main advantages are that it will not slip and can be easily loosened.